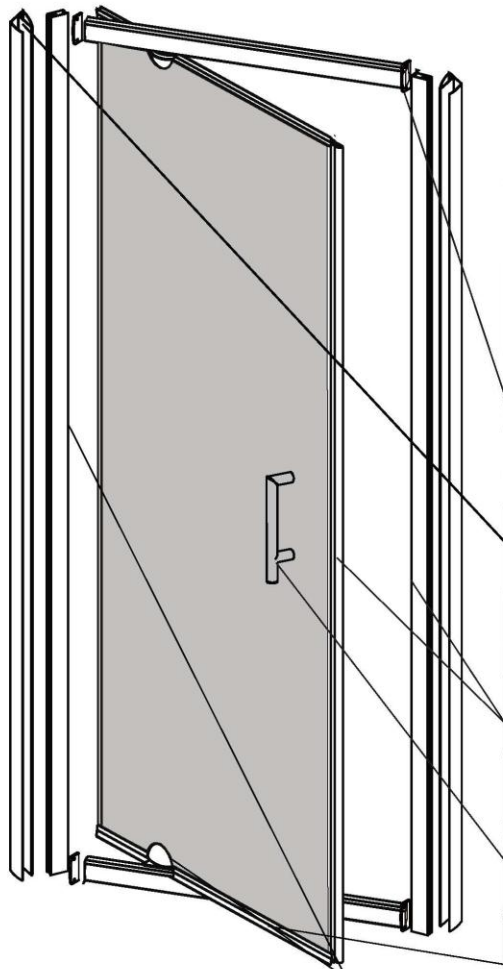


Spare Parts List For K2 Range Pivot Door



CAL-K2803W9, WALL PROFILE FOR BIFOLD AND SLIDER AND PIVOT DOOR 1900H

















CAL-K2803W, WALL PROFILE FOR PIVOT DOOR AND SLIDER AND BIFOLD DOOR

CAL-K2788C, TOP AND BOTTOM HORIZONTAL PROFILES FOR PIVOT DOOR 700

CAL-K2788N, TOP AND BOTTOM HORIZONTAL PROFILES FOR PIVOT DOOR 760

CAL-K2788H, TOP AND BOTTOM HORIZONTAL PROFILES FOR PIVOT DOOR 900

CAL-K2788J, TOP AND BOTTOM HORIZONTAL PROFILES FOR PIVOT DOOR 1000

SCP-K2PV	SCREW PACK FOR PIVOT DOOR	 X 6 CAP-50 3.5X10mm SCREW  X 6 CAP-58 4X45mm SCREW  X 6 WALL PLUG CAHB-49A  X 12 SCREW CLIP CAPY-02  X 12 SCREW COVER CAP CAHY-05
P163-K2PV	ROLLER CHANNEL CAP FOR PIVOT DOOR	 X 4 P163
CP-K2PV	CAP PACK FOR PIVOT DOOR	 X 2 CAHY-803W  X 2 CAHY-789 X 2 CAHY-804 X 2
PMS-K2PV PMS-K2PV9 (1900H)	PROFILE AND MAGNETIC STRIP FOR PIVOT DOOR	 X 1 R7x10.2  X 1 A277  X 1 R8.8x4.6
FHD-K2COM	F SHAPE HANDLE FOR CORNER ENTRY AND QUADRANT AND PIVOT DOOR	 X 1 SHP-FA01
BS-K2PV	BOTTOM SEAL FOR PIVOT DOOR	 X 1 CAS-21E X870mm
P210-K2PV	PIVOT HINGE FOR PIVOT DOOR(SET) (WITH SCREW)	 X 1 P210  X 2 3.5X12mm SCREW
R4-K2PV	BUBBLE SEAL FOR PIVOT DOOR	 X 1(2M) R4