

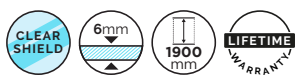
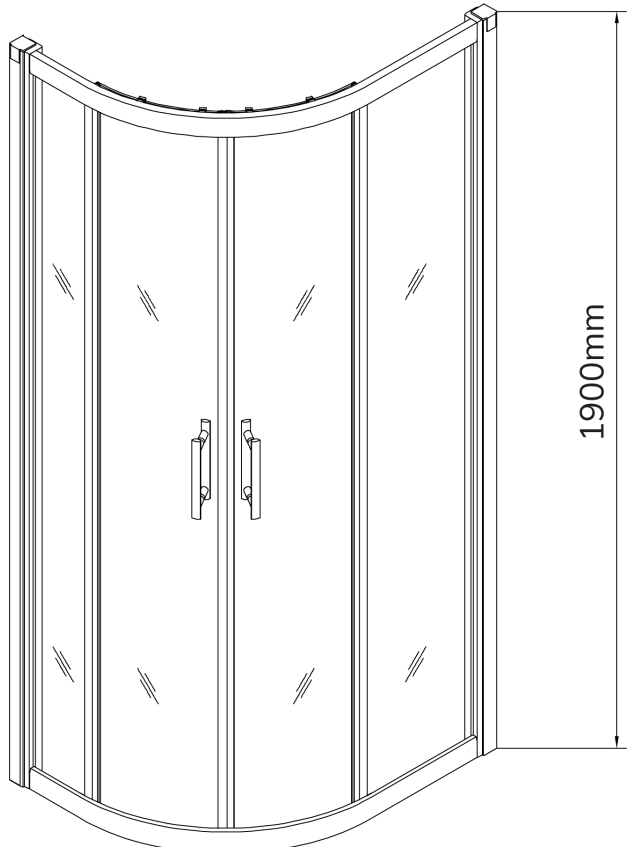
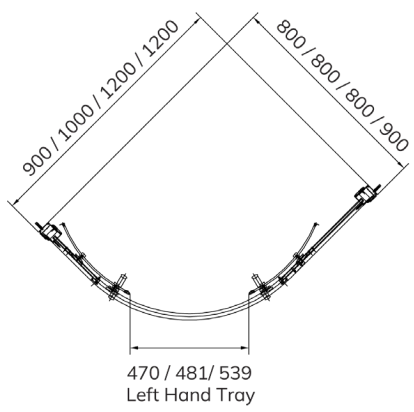
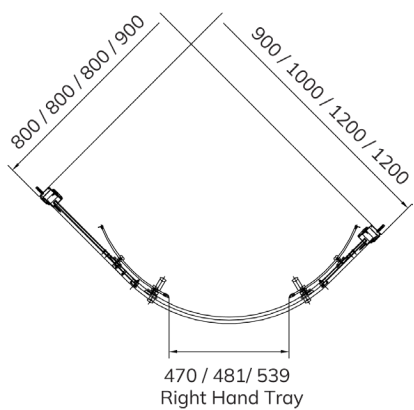
CITY+ Offset Quadrant Two Door

| | |
|---|---|
| MATERIAL | Aluminium |
| PRODUCT DIMENSIONS | See technical drawing below |
| STANDARDS | EN 14428 |
| <ul style="list-style-type: none"> • 1900mm High • Universally Handed • Magnetic Door Closure • 6mm Clear Toughened Safety Glass • Clear Shield - Easy Clean Glass Protection • Chrome Profiles • Stylish Chrome Handles | <ul style="list-style-type: none"> • Adjustable Wall Profiles • Power Shower Suitable • Push down bottom rollers on doors for easy cleaning • Easy-glide nylon rollers on all doors • Adjustable double rollers on all doors • Semi-frameless side panel available • Lifetime Warranty |



Chrome

| Size | Adjustment min - max | Adjustment with side panel | Door Opening | Chrome |
|------------|----------------------|----------------------------|--------------|--------|
| 900 x 800 | 865 - 890 | 765 - 790 | 481 | CTP007 |
| 1000 x 800 | 965 - 990 | 765 - 790 | 470 | CTP004 |
| 1200 x 800 | 1165 - 1190 | 765 - 790 | 470 | CTP005 |
| 1200 x 900 | 1165 - 1190 | 865 - 890 | 539 | CTP006 |



All measurements shown are in millimetres. Drawing sizes are not to scale. Measurement accuracy ±5mm. SONAS Bathrooms reserves the right to make changes and/or modifications to products and specifications without prior notice.